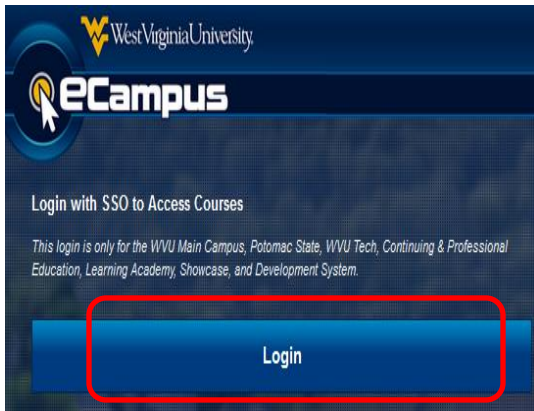


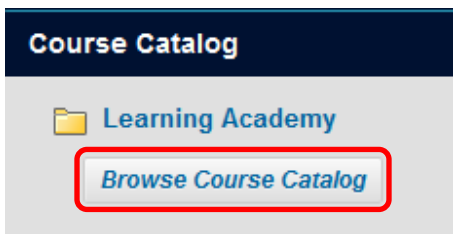
Instructions to enroll in the WVU Supervisor Training II Module 2017

1. Log into eCampus at <https://ecampus.wvu.edu>. Select Login.




2. Enter your MyID for the username & password.

3. Click on the **Browse Course Catalog** button in the **Course Catalog** module under the **My WVU eCampus** tab (right side of the page).



4. Enter **WVU Supervisor Training II** in the **Search Catalog** fields and click **Go**.

Instructions to enroll in the WVU Supervisor Training II Module 2017

Search:
Course Name ▾ Contains ▾ **WVU Supervisor Tra** AND Creation Date Before ▾  AND Role Equals ▾ **Go**

5. Click the **Chevron** next to the search results and select **Enroll**.

LA.WVU-Supervisor-Training-II-2017

6. Enter the **Access Code** provided and click **Submit**. (Access Code: CUa6s8BR).

Access Code

The system will take the user to a confirmation page. Once the user clicks **OK** at the bottom of the page, they will be sent directly to the course they just enrolled in. The user may begin working in the course immediately.